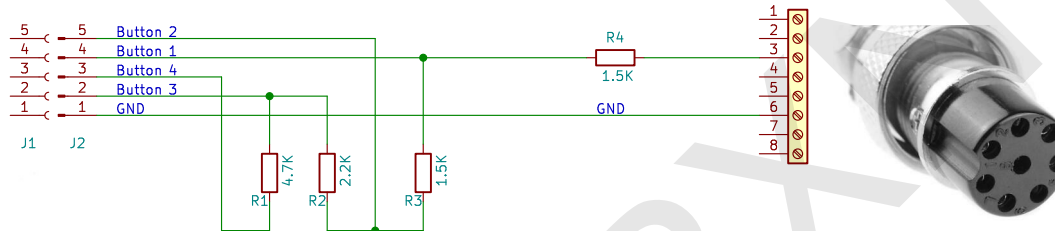



Pin 1= GND
 Pin 2= Pulsante 3
 Pin 3= Pulsante 4
 Pin 4= Pulsante 1
 Pin 5= Pulsante 2



IC 7300 Mic connector

External keypad

A circuit is used to output memory content from 4 memories. You can output desired memory content such as that from a CW Memory keyer (M1 ~ M4), Voice memory (T1 ~ T4), RTTY Memory (RT1 ~ RT4) to be transmitted.

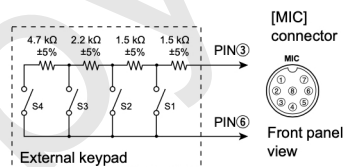
- Push a switch to send the memory information.
- Hold down the switch for 1 second to repeatedly send the memory information.

① To use the external keypad, turn ON the following items in the CONNECTORS set screen. (p. 12-8)

MENU » **SET > Connectors > External Keypad**

- VOICE: ON
- KEYER: ON
- RTTY: ON

② The External keypad is not supplied by Icom. (User supplied)



IK1BXN

Sheet: /

File: Keypad IC 7300.kicad_sch

Title: IC 7300 keypad

Size: A4

Date: 2023-12-08

Rev: 02

KiCad E.D.A. eeschema (7.0.0-0)

Id: 1/1