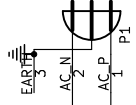
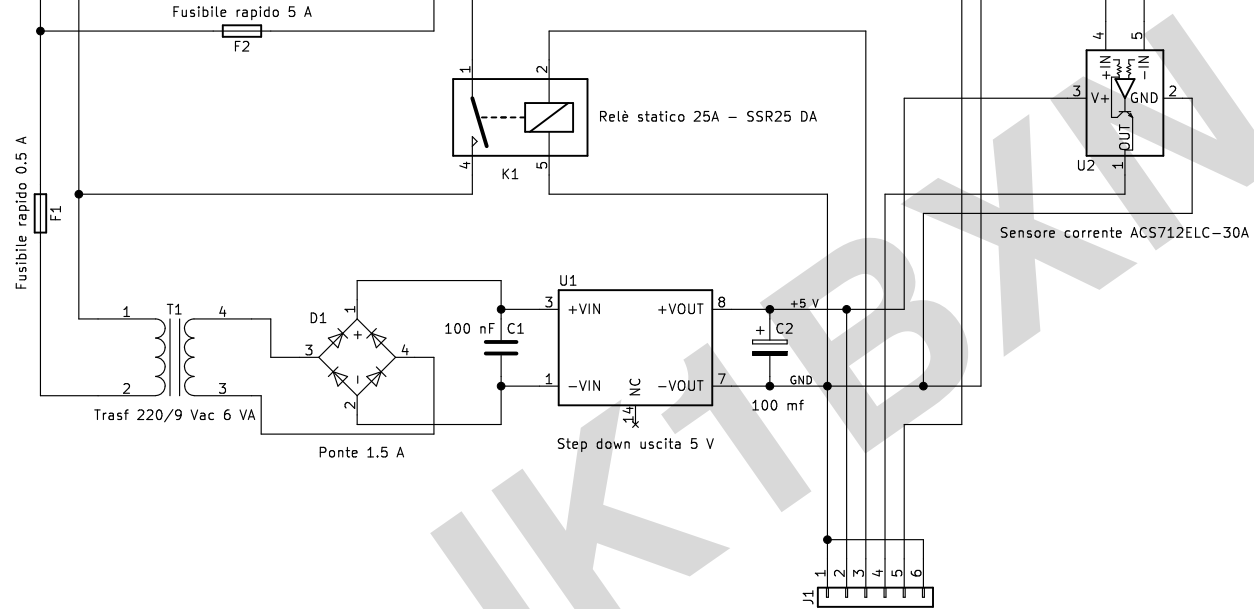
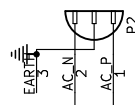


### Spina EUR arrivo 220 Vac



### Presa EUR all'alimentatore



### Alla console

- Pin 1 = Ground
- Pin 2 = +5 V
- Pin 3 = Comando chiusura relè dalla console
- Pin 4 = Misura di corrente
- Pin 5 = Misura di tensione
- Pin 6 = schermo del cavo cat 5 di collegamento alla console
- ? SCOLLEGATO lato console?

Giorgio - IK1BXN

Sheet: /  
File: Main board.sch

### Title: Alimentatore remoto - Main board

Size: A4 Date: 2018-06-05  
KiCad E.D.A. eeschema (5.1.6-0-10\_14)

Rev: A  
Id: 1/1